




HAPPY
EASTER




HAPPY * EASTER




Decorate the egg for Easter!








My Flower Garden



Make a beautiful flower garden by drawing flowers on top of the stems!



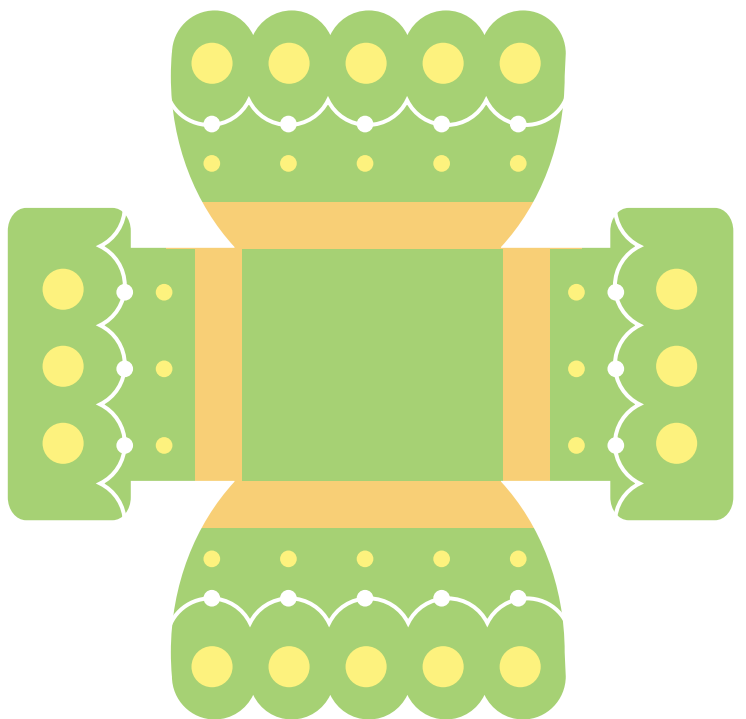






Mini Easter Baskets

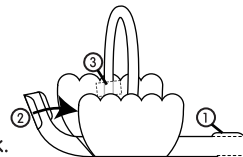


Fill with jelly beans or chocolate eggs to give to friends or use as a party favor.



Instructions:

- ① Cut out and fold along all dotted lines.
- ② Tape tabs to inside of basket front and back.
- ③ Tape handle to inside of basket front and back.





Cupcake Toppers & Table Confetti

© ANGEL STREET KIDS
www.AngelStreetKids.com
www.AngelStreetMom.com

Print and cut out to decorate the table for Easter! Or tape to a toothpick and insert into the top of a cupcake!

